

Brushstrokes

Congratulations to the 36 artists, representing 47 paintings, accepted into this year's 25th Anniversary MasterWorks of New Mexico exhibition at Expo NM, Hispanic Arts Gallery. Many thanks to Lynn Peckingpaugh, along with Ray Prudhomme and many food volunteers, for coordinating the opening reception decor. Here are the awardees: Click [HERE](#) for more information.



BEST OF SHOW

"The Chiffons - He's So Fine" by Nancy Frost Begin



FIRST PLACE

"Refuge" by Joe Mullins


APRIL 2023

Prez Sez	2
Workshops	3
NMWS Chapter News	4
Exhibitions	9
Call for Entry	9
Tips 'n Trix	10
Paint Outs	11
Member Spotlight	12
And Everything Else.....	13



SECOND PLACE

"Car Park" by Bud Edmondson



THIRD PLACE

"Apotheosis of Angst" by Ruth Andrews-Vreeland



HONORABLE MENTION

"Sophia" by Sallie Idoine

ALBUQUERQUE



“Chaos Taking Shape”

This past month has been very busy for those involved with Masterworks and the upcoming Spring Show. This is the first time I've been party to the behind-the-scenes look at what goes into preparing for an exhibit and I've been quite impressed. I'd like to share some of my personal

observations and though some of these may seem rather obvious, they may come as a surprise to those who are new or are only concerned about getting their work submitted.

On paper our exhibit committee includes Linda Krumel and Sally Harris, but the work involves many others. Our file manager is Toni Seidel, along with Connie Smith, and Tina and Mike Stallard who set up the ArtCall website. Ray Prudhomme and Becky Lucas arranged for our judge and workshop instructor, and Jim Terry secured the Fine Arts building for the exhibit. Others involved in getting the word out on the web, to the public, and interested groups include Steve Webb, O'Sheanna Lake, Joyce Rapp and Barbara McGuire. If this isn't enough, there were changes to the prospectus this year that involved additional work by the committee members, the signature group coordinator and members of the Board. Many others will be involved taking in paintings, setting up and taking down the exhibit, and sitting the show. There are so many involved that I am sure I've overlooked someone so I apologize now for my oversight.

As you can see, it really does take a village to raise an exhibition! Despite everyone's efforts, issues do come up that can cause some confusion and call for everyone's patience and understanding. Picasso said, "art is chaos taking shape." The same could be said for planning an art exhibit.

Tom Cassidy
2022-2023 NMWS President (Albuquerque)

SOUTHERN CHAPTER



In past columns I've focused on how to keep motivated and handle self-doubt, but I haven't written about the best practice I've used -- Making a plan! I think of this as a complement to those other motivational strategies. It requires forethought and a willingness to refrain from just jumping in, but it has extra satisfactions that make it worth the effort. It also chunks into manageable units of work to fit into a busy life.

My process is to use a 7" x 10" Canson watercolor notebook because of its sturdy pages and it's not too 'precious'. If I think the occasional photo is worthy to paint, it goes in the envelope I've glued on the inside cover as a choice to "what do I paint next?". After making small value sketches for composition, I do a decent (but not too precise) full page sketch with borders. On scrap paper I determine pigments and paint a sample in the border and then freely paint the sketch to see if it holds up. I draw a nine-patch grid on top with a white colored pencil.

I jot a page of process notes: steps in order, things to not forget, places to NOT do detailed work, etc. Then I create a detailed sketch with dark lines on drawing paper that's actual size of the planned piece (keeping the ratio consistent with my sketch) which I transfer to watercolor paper.

I tape index cards over the wells of pigments that I haven't chosen, to not use them in error. As the painting progresses, I refer to my value and painted sketch and my notes, but let the process unfold on the paper.

Some of the paintings I'm most happy with came because I followed "The Plan". Give it a try! I bet you'll be pleased with the results. Click [HERE](#) to see some photos of my process.

Rachel Murphree
2022-2023 Southern Chapter President

MasterWorks of NM - Volunteer to Sit the Show

How often do you get the opportunity to sit with other fellow artists, or just your friends, surrounded by some of the most beautiful art from around New Mexico? And how often do you get out to EXPO-NM and enjoy its tall trees? You can have this wonderful opportunity by volunteering to “sit the show” for MasterWorks 2023 until April 16 (closed Easter Sunday.) [CLICK](#) on this link to find the time slots during the show to help visitors and buyers. Two different time slots are available each day at the Hispanic Arts Building at EXPO-NM. Parking passes are included! Your time and support is truly appreciated.



Workshops



2023 SPRING SHOW WORKSHOP

May 2-5 with Dale Laitinen

“Shapeshifting the Western Landscape” by artist Dale Laitinen is the title of the 3-day Spring Show Workshop May 2-5, 9am-4pm, at the Hispanic Arts Building, EXPO-NM, Albuquerque. Parking pass

own observations to exhibit our own unique vision. Our ultimate goal is to begin with sketches and reach the final brushstroke on watercolor paper. Dale plans to demo the canyons and mesas of the West as well mountain regions. This sketch is in the style that Dale will be presenting.



included. Click [HERE](#) to register.

Shapeshifting implies that this workshop will focus on the underlying structure of the composition with emphasis on shape making. To create any work of art we need to use the art elements—line, shape, value, color, and texture. We use these to create design which will be the means to develop more dynamic works that go beyond the literalness of our subject.

Dales’ goal for the workshop is “Drawing for Painting.” Each participant is asked to bring their own photos based on the the landscape of the West. To encourage creativity we use our



NMWS Chapter News

Ric Dentinger MasterWorks Workshop, March 31-April 2 by Caryl Trotter



Fourteen eager and talented artists had the opportunity to spend three exciting days with Ric Dentinger, the guest artist for this year's MasterWorks. I must admit, looking at [Ric's website](#) and his bold, representational watercolor paintings, I was a bit intimidated.

Much to my delight Ric was an excellent instructor in his informal and supportive approach. We all had prepared a drawing of his painting "One Shy Churro" prior to the workshop which we then painted using his step-by-step process. Ric clearly turned our heads on the way we're used to

approaching the medium by starting with the darks, followed by moving into honey consistency mixtures of bright pigment where the shadows would be glazed in last. To our amazement all those bright colors were beautifully subdued once a rather deep shadow color was washed onto the painting. One of my many takeaways is not to be intimidated but to simply go for it! And I was reminded of how kind and generous our art community is. I learned so much and will approach my next painting not being so afraid of the darks!



March Meeting



Betsy Kuhn and Joseph Riggs, a husband-and-wife artist team, gave a detailed account of their experiences with artist residencies leading to the publication of Betsy's book, *A Counting of Crows: A Memory*

Journal for Women Elders. The book was inspired by an experience Betsy and her son had of being robbed at gunpoint in Canyon de Chelly. Betsy had a dream shortly thereafter which she interpreted and painted for her book.

Betsy attended two artist residencies from 2012 to 2015 - one at the Helene Wurlitzer Foundation in Taos, and one at Camac, at Marnay-sur-Seine, in France. Structured around a children's counting rhyme, Betsy illustrated the book with her watercolor and acrylic paintings.

Joseph talked about how he and Betsy navigated the book publishing world, working first with Judy *Volume 25, Issue 4, April 2023*

Birdsall, a book consultant, and then with Angela Werneke of River Light Media in Santa Fe, in the design and production of the book. Betsy wanted a book in which the reader could draw, write, and collage.

Upon the advice of their designer Angela Werneke, the couple submitted the book to local and national book contests, and won awards. They even designed their own marketing plan.

The book, published in 2018, is for sale in bookstores and in the Albuquerque Museum's store.

Joseph's abstract watercolors are part of the Rock Paper Canvas exhibition at the North Fourth Art Center, at 4904 4th St. NW in Albuquerque through April 2023.

Click [HERE](#) to see a video of their presentation.

Click [HERE](#) for a pdf of resources for choosing an artist residency program.

May Meeting

Dale Laitinen Demo

There will be no regular meeting in May because of the overlap with the Spring Show. Instead, members are invited to a demo by Juror and Guest Artist Dale Laitinen on Monday, May 1 at 7:00 PM at the Fine Arts Gallery at EXPO-NM. Doors open at 6:15, and there will be a brief business meeting prior to the demo.

Fee is \$10 to attend the demo (registered workshop students are free.) Please purchase and print a ticket online [HERE](#) or bring a \$10 cash for expedited entry. Parking is free and no refunds will be offered. For questions please contact Workshop Coordinator Ray Prudhomme at 505.296.0273.



Dee Link has volunteered to chair the **New Members Reception in June!**
Thanks Dee!



A **Volunteer Coordinator** is needed to recruit, retain, and enhance appreciation for volunteer participation. Contact Joyce Rapp (joyce.rapp [at] gmail.com or Barbara McGuire (bmcguire [at] swcp.com). for more information.

Also needed is a **Public/Education Outreach** person. Contact Tina Stallard at tmstallard [at] comcast.net for more information.

NOMINATING COMMITTEE UPDATE!

Three people have agreed to be on the nominating committee and two more are needed. **EVEN MORE IMPORTANTLY**, we need members who are willing to serve in one of these positions:

Secretary to replace Connie Smith

Treasurer to replace Ron Nedrow

Facilities Chair to replace Jim Terry (at the end of 2023.)

Please give serious consideration to serving in one of these position. Connie, Ron, and Jim are willing to assist you in every way to step into one of these roles. If you are interested please contact Tom Cassidy at tomcassidy45 [at] comcast.net. or any one of these members to let them know that you are willing to serve.

NMWS SOUTHERN CHAPTER

April 16 Meeting - “Watercolor Plus; Introducing Other Media to Your Paintings to Create Drama, Emphasis, and Atmosphere” by Susan Wester Perez

Susan Wester Perez, an acclaimed watercolor artist from El Paso, will show how using pastel, acrylic, and colored pencils can change and enhance watercolor paintings. She will provide time for attendees to experiment with mixed media after the demo, so bring a small watercolor painting that you can use to try out her techniques.

Susan was born in New York City and attended University of Massachusetts and Mass College of Art before moving to Los Angeles and then El Paso, TX. She has a strong love of bright, even fluorescent colors, and this remains a signature of her style today. The skies, the mountains, and the desert landscapes near her Texas home are an endless source of inspiration for Susan.

[See her website](#)



Sunday April 16, 2023 2:00-4:00 pm Good Samaritan Society Creative Arts Room 3011 Buena Vida Circle, Las Cruces.

March Meeting



“Learning Tables” was great fun. We had the largest turnout than we’ve had in a long time! We rotated between three mini presentations by Southern Chapter members. Phil Yost showed us tips and tricks for making cards from our artwork. Laurel Weathersbee demonstrated creating textures using anything around us; that is, anything that interrupts the drying pigment on the paper. Nancy Tipton demonstrated the Suminagashi technique - the Japanese word for “ink

on water”. She uses this fun and varied technique to create backgrounds for her watercolors and she had lots of examples in process to wow us. [See her handout.](#) Thanks to all the presenters for this fun meeting! We got lots of great feedback about the experience.



SAVE THE DATE!

Don’t forget!! We will have our annual “Swap and Sell” in addition to our May presenter. Please start gathering your gently used or new art supplies and come early to set up a table and prepare to “wheel and deal”!

Color Play Mini-Workshop

Why can't I mix the color I see? How do I determine a cool red from a warm red, and why does it matter? What do those numbers mean on the paint tubes? How can I be more confident with my colors?

If you have these question or others, this mini-workshop class may be for you! Color Play with a Limited Palette will focus on how to set up and use a split primary palette (six pigments which are a cool and warm version of red, yellow and blue.)

In response to member surveys, this is the first in a series of color classes. It will be taught by Rachel Murphree on Saturday, April 29th from 1-4 pm at the Mesilla Park Heritage Association (MPHA) Clubhouse, 905 Conway Avenue #67 in Las Cruces. The price for members is \$35 / \$40 for nonmembers and is limited to 10 participants. If we have a lot of interest, we will schedule another session of this workshop. RSVP to Beverley Pirtle at [msbevpirtle \[at\] comcast.net](mailto:msbevpirtle[at]comcast.net)

Keep an eye out for announcements of additional color workshops after the summer!



Show Us Your Hidden Gems!



The Southern Chapter continues to highlight the art of one of its members at each meeting. We are calling this a 'mini

exhibit' and it has been interesting and fun to take a 'video dive' into the art from 5 members: Marie Siegrist, Sahyly Martinez, Barbara Kejr, Ann McPhee, and Rachel Murphree (in April). Each artist has shared some comments about themselves and the art they selected to share as well as the images. We have put images and biographical material on Smugmug. Check it out! I'm pretty sure you'll find something you like and some things that may surprise you! Here is an image from our most recent video featuring Ann McPhee's sketchbook art.



We are instituting Volunteer Teams for the coming year. Led by someone in charge, each team allows more people to get involved and offer fresh and creative ideas as well provide help and support to the Board. This means smaller and fewer tasks for everyone! Thank you to Barb Kejr for signing up to **host the sign in table at HALF of the meetings... we need someone else to do this important but easy job for the rest of the meetings! We also need people to take photos** (on your phone is fine) at meetings and workshops. Contact Rachel at [rcmurphree\[at\]outlook.com](mailto:rcmurphree[at]outlook.com) if you can help us!

New Member Tea

We will host our Southern Chapter New Member Tea on Saturday, April 22, from 1:30-3:30 at the Mesilla Park Heritage Association (MPHA) Clubhouse, 905 Conway Avenue #67 in Las Cruces. All of our new members have been emailed an invitation with an RSVP date of April 9th. After that date, we will open it up to other SC members who would like to attend and help us welcome the 15 new members we have this year (as of this writing!)

This is a really fun event where we enjoy refreshments and bring a piece of our art to share. This is NOT a critique but a way to get to know each other better. If you have



any questions, please contact Marie Siegrist at [msiegrist2 \[at\] comcast.net](mailto:msiegrist2@comcast.net) OR Alejandrina Nunez at [anacorp \[at\]comcast.net](mailto:anacorp@comcast.net)

Lucia Wilcox Memorial Student Awardee Nayeli Mancilla



The Southern Chapter is delighted to announce the winner of our award for Best Watercolor in the annual juried student art show of the Expressive Arts Department at Western New Mexico University (WNMU). Nayeli Mancilla is a sophomore majoring in art and also the winner of the departmental award for watercolor. She is

pictured here with her winning abstract and our certificate and check for \$250. SC member Laurel Weathersbee and her husband planned to present the award at the opening in early March, but the head of the Expressive Arts Dept, Karyn Neil, advised them to stay home due to icy roads into Silver City. The award was presented instead by Jill Wilburn, Director of the WNMU McCray Art Gallery.

The Lucia Wilcox Memorial Student Award SC program exemplifies the NMWS vision of "Inspiring a Passion for Watercolor Art". Earlier in the year our Chapter purchased \$300 worth of watercolor supplies for the new Art Department instructor to use in his classroom, and our support over the years contributed to the creation of his position. We also purchased watercolor supplies for the Burges High School art classes in El Paso, Texas and supplies for the UT El Paso professor who is training students who will be future art teachers.

We are also thrilled to report that we recently received a generous \$500 donation from Yvonne and Sarah Mouchette of TLC Medical Clinic in Las Cruces. We will continue to do community outreach and enhance our presence in the community with our Student Awards program.

Pat Bonneau-White and Ivan White, co-chairs

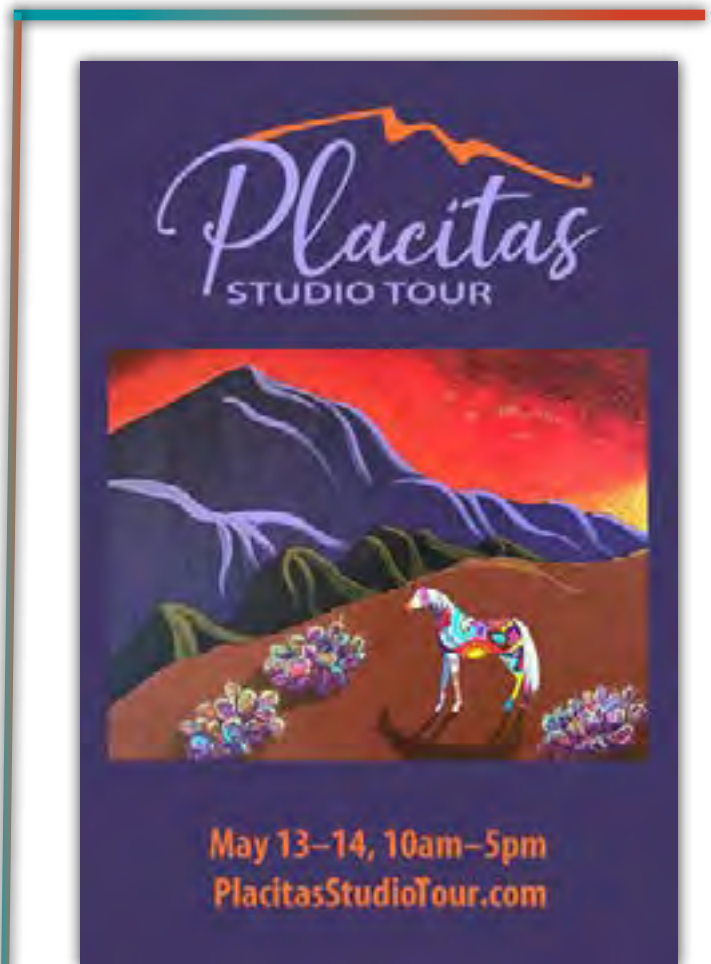

Call for Entry

THE NEW MEXICO ART LEAGUE invites entries to “From the Garden.” Always a spectacular view of the beloved subject of the flower by local artists. Deadline for entries is April 22, 2023. All artists living and working in New Mexico are welcome to enter our exhibits. Art League membership is not required. For information, call 505-293-5034 or [visit our website](#).

Exhibitions



The ArtsThrive Exhibition at the Albuquerque Museum is open until April 16th. Congratulations to Carol Carpenter, Dave Cook, Susan Weeks, and P.K. Williams for being accepted into this eclectic show. . Click [HERE](#) to learn more about this exhibition, and to buy tickets to the events. There will be an online sale of the works in the show and short videos by most of the artists. Here are the paintings by our participating watercolorists:



P.K. Williams will be participating in this exciting annual open studio. Spend the day checking out some beautiful studios with unique art in the Sandia foothills.

Tips 'n Trix by Kathy Gaither


This issue of the newsletter shows us what is possible when we decide to take the path of learning watercolor and stick to it—Masterworks! I'm willing to bet what they learned that helped them most was how to establish habits that lead to painting time and how to keep painting whether they were inspired or not. All of them found out that you learn more about color by painting a lot than by reading about it. Click [HERE](#) for some great tips from master watercolor teachers.

One way to keep painting when no subject seems to provide inspiration is to practice color mixing with your basic palette. You'll learn color theory by doing with no picture to worry about. My last column recommended a split primary color wheel and listed my basic learner's palette. Many students think they need to buy lots of hues to be able to capture the amazing range of colors we see. You'll gain much more starting with a manageable number of hues and learning their characteristics and the wide range of hues you can mix. Below is a small sample of the hues you can mix with my student palette. This exercise has you fill out a grid which can be any size (mine was 8.5"X11") For another method see [Mixing Colour-Watercolour](#). This site has other great free student resources archived from the former teaching site, ArtTutor by Bob Davies.

To fill out the grid, mix the hues at the top of the columns with the ones at the left end of the rows in the boxes where the selected column and row


Key to color Mixing Grid Hues

- 1=Lemon Yellow
- 2=New Gamboge
- 3=Pyrrhol Red
- 4=Carmine
- 5=French Ultramarine
- 6=Cobalt Blue
- 7=Ultramarine Turquoise
- 8=Burnt Sienna
- 9=Neutral Tint



intersect. Put your finger in any box and look up at the number of the column it is in and to the left at the row number it is in and mix those two hues to fill that box. I left empty the diagonal row where a hue is mixed with itself to show the grid is divided into two triangular stacks of blocks. The hues diagonally across from each other (along the blue lines in the small diagram) on either side of the white diagonal row are the same hue mixture. The bottom Row (Row 9 Neutral Tint + all hues) has the same mixes as the 9th column (Neutral Tint + all hues) with similar repeats for other rows and columns. You can use these patterns to paint your mixes more efficiently using the same hue puddles for mixing different variations for painting two boxes at a time. You could paint rows and columns or paint diagonals of boxes this way. Avoid hues in adjacent boxes running together as you go by skipping a box as you paint and going back to fill in later. You can come up with quite a range of hues and values mixing only two colors, so many painted outcomes are possible and the results are beautiful and useful as references for paintings.

Recipes are fun to read but you can't eat them and reading technique tips is the same. You don't own the skill until you do it many times. Have fun painting this useful color reference while you learn what a limited palette can do.



Paint Outs

NORTHERN AREA by Jay Leutwyler

The April paint out will be at the [Old Town Farm](#), 949 Montoya St. NW in April 18th from 10 - 12. Here are a few shots of the March paintout at the Gutierrez-Hubbel House.



SOUTHERN CHAPTER by Nancy Tipton

The April paint out will be at the [Fort Selden Historic Site](#), 1280 Ft. Selden Rd, on Saturday, April 22 at 10:30. On that day Ft. Selden will be hosting a celebration of Earth Day and the many birds in our area, and members of the NMWS have been invited to participate. The fort will open at 10:00 and close at 4.00. Food trucks will be on location.

The staff at Ft. Selden would like to display our paintings (sketches, collages, sculptures, photos taken of the area) or other arts the following week. The manager, herself an artist, would like to make this day the beginning of an annual tradition.



At the March paint out it was Nancy's goal to capture the sky on that windy day. She was glad to report that she reached her goal!



Martha A. Colhoun, NMWS Signature Member, passed away on April 15, 2023. Born in Michigan, Martha moved to Arizona as a child, spending much of her childhood on the Navajo Reservation. In 1979 she married the love of her life, Duncan Colhoun.

As a military wife and part-time contractor, Martha lived at Fort Bragg, North Carolina, Fort Lee, Virginia, and Bahrain on the Persian Gulf. When Duncan retired from the military, the couple eventually found their way Albuquerque.

Martha received her B.A. of Fine Arts from the University of Arizona in 1985, specializing in goldsmithing and watercolor. She worked as a goldsmith and jewelry designer for 26 years, owning her own business for 19 years, during which she also acted as Sear's local contractor for watch and jewelry repair. When Martha and Duncan moved to Albuquerque, she returned to her first loves, drawing, painting, and photography. She joined the New Mexico Watercolor Society, Northern Chapter, and acquired NMWS Signature status in 2021.

Martha will be greatly missed by the members of NMWS, especially by the Friday Painters, where her unfailing friendship, quick wit, and fine painting were a big part of the fun. A memorial service is to be arranged at a later time. (See her paintings next page.....)



Member Spotlight



Last month we congratulated Jude Rudder whose painting was purchased to be in the Albuquerque Public Art Collection. Well, NMWS is honored again to have its member

Joy Brinkley-Hill's painting "Looking for a Landing" also purchased. Through a jurying process of several committees, it was one of 35 pieces selected from the 450 that were submitted. Although Jude and Joy don't yet know where their pieces will hang, sites for this collection include Albuquerque City Hall, The Albuquerque Convention Center and other City-owned facilities. Congratulations Joy!



Barbara Marx's painting "Freeway" was accepted into the "Outside the Box" exhibition by the NM Art League. The show runs April 19 - May 20, with an opening reception April 29 from 4-6pm at the NMAL.

Congratulations Barbara!

NMWS Gratefully Acknowledges Our "Contributing Members"
Kerry Renshaw
NMWS is a 501c3 certified charitable organization. All donations are tax deductible.

And Everything Else.....

WHO WE ARE & WHAT WE'RE ABOUT

The New Mexico Watercolor Society (NMWS) was founded in 1969 as a statewide chapter of the Southwestern Watercolor Society of Dallas, TX. In January 1970, the New Mexico Watercolor Society became an independent entity with 501(c)(3) status.

OUR VISION: To Inspire a Passion for Watercolor Art

OUR MISSION: We will accomplish our Vision through support of the highest aesthetic standards in quality and presentation of art, education of the public regarding watercolor art, promotion of community engagement, facilitation of member artistic development through workshops, demos, etc.

OUR COMMON CORE VALUES

- 1: Artistic Development Through Education
- 2: Participation and Volunteerism
- 3: Community Presence
- 4: Organizational Sustainability
- 5: Welcoming Culture

See the website for more details on these core values. NMWS Signature Member status is attained when a NMWS member in good standing has been accepted in five "eligible" NMWS juried shows within five years. Click [HERE](#) for more information. The NMWS is a member of the Western Federation of Watercolor Societies (WFWS).

PAPER SALES (not available at the Southern Chapter)

Ray Prudhomme sells watercolor paper at the meetings or by appointment at 505-296-0273 or raynjan1969[at]yahoo.com. CHECKS ONLY (no cash.)

Prices are:

Arches 140 lb. Cold Press, Hot Press, Rough	\$8
Arches 300 lb. Cold Press, Hot Press, Rough	\$17
Arches 300 lb. Bright White	\$17
Fabriano Artistico 140 lb. Bright White	\$7
Yupo 72 lb. White	\$5
Yupo 144 lb. White	\$6
Special order/special request watercolor paper:	
Fabriano 140 lb. Cold Press	\$7
Fabriano 300 lb. Bright White Soft Press	\$14
Saunders Waterford 140 lb. Cold Press	\$10

All prices are subject to change.

NMWS OFFICERS ALBUQUERQUE BOARD OF DIRECTORS Strategic Leadership 2022-2023

Chairperson of the Board: Barbara McGuire
Vice-Chair of the Board: OPEN
President: Tom Cassidy
Immediate Past President: Barbara McGuire
Secretary: Connie Smith
Treasurer: Ron Nedrow
Membership Chair: Joyce Rapp
Satellite President: Rachel Murphree
Members at Large: John Cormier & Lonnie Shan

EXECUTIVE COMMITTEE: Tactical Leadership

President: Tom Cassidy
VP/Programs Chair: Rex Barron & Susan Weeks
Secretary: Connie Smith
Treasurer: Ron Nedrow
Membership, Joyce Rapp
Exhibitions, Linda Krummel and Sally Harris
O'Sheanna Lake, Publicity
Jim Terry, Facilities
Immediate Past President: Barbara McGuire

LAS CRUCES - SOUTHERN CHAPTER EXECUTIVE BOARD 2022-2023

President - Rachel Murphree
Vice President - OPEN
Secretary - Karin Hayes
Treasurer - Rob Sheldon
Membership - Karen Steinberg
Exhibitions - Karen Steinberg
Workshops - Karin Hayes
Past President - Beverley Pirtle

For contact information and other officers, please see the website
nmwatercolorociety.org

PLEASE CONTRIBUTE TO THE MAY ISSUE OF BRUSHSTROKES

Please send news items, accomplishments, and other contributions to

[ctrotter \[at\] unm.edu](mailto:ctrotter[at]unm.edu)

The information is due by April 15.

Caryl Trotter, Your Brushstrokes Editor